

Scaled data based on original data using
LM-79-08 Approved Method: Electrical and Photometric Measurements of Solid-
State Lighting Products

Test Report Prepared for
Cooper Lighting Solutions
(formerly Eaton)

Brand: McGRAW-EDISON

Report Number: P594163

Luminaire Tested: **ISC-PA1C-760-U-5WQ**

Issue Date: 3/22/2022

Test Information

Test Method: LM-79-08
Report Number: P594163
TEST IS SCALED FROM IESNA LM-79-08 TEST DATA (G1-2201-510-14)
Test Lab: INNOVATION CENTER
Issue Date: 3/22/2022
Manufacturer: COOPER LIGHTING SOLUTIONS (FORMERLY EATON)
Product Line: McGRAW-EDISON
Catalog Number: ISC-PA1C-760-U-5WQ
Description: IMPACT ELITE LED CYLINDER LUMINAIRE
(1) 70 CRI, 5700K, 615mA LIGHT ENGINE WITH 24 LEDS AND TYPE V WIDE OPTICS
Light Source: -
Ballast/Driver: ELECTRONIC DRIVER

Summary

Lumens per Lamp: N/A
Luminaire Lumens: 6943 lumens
Efficiency: N/A
Efficacy: 142.0 lumens/watt
Luminous Opening: Rectangular (W 0.75' x L: 0.5' x H: 0')
IES Classification: Type V - Medium
BUG Rating: B3 - U0 - G2

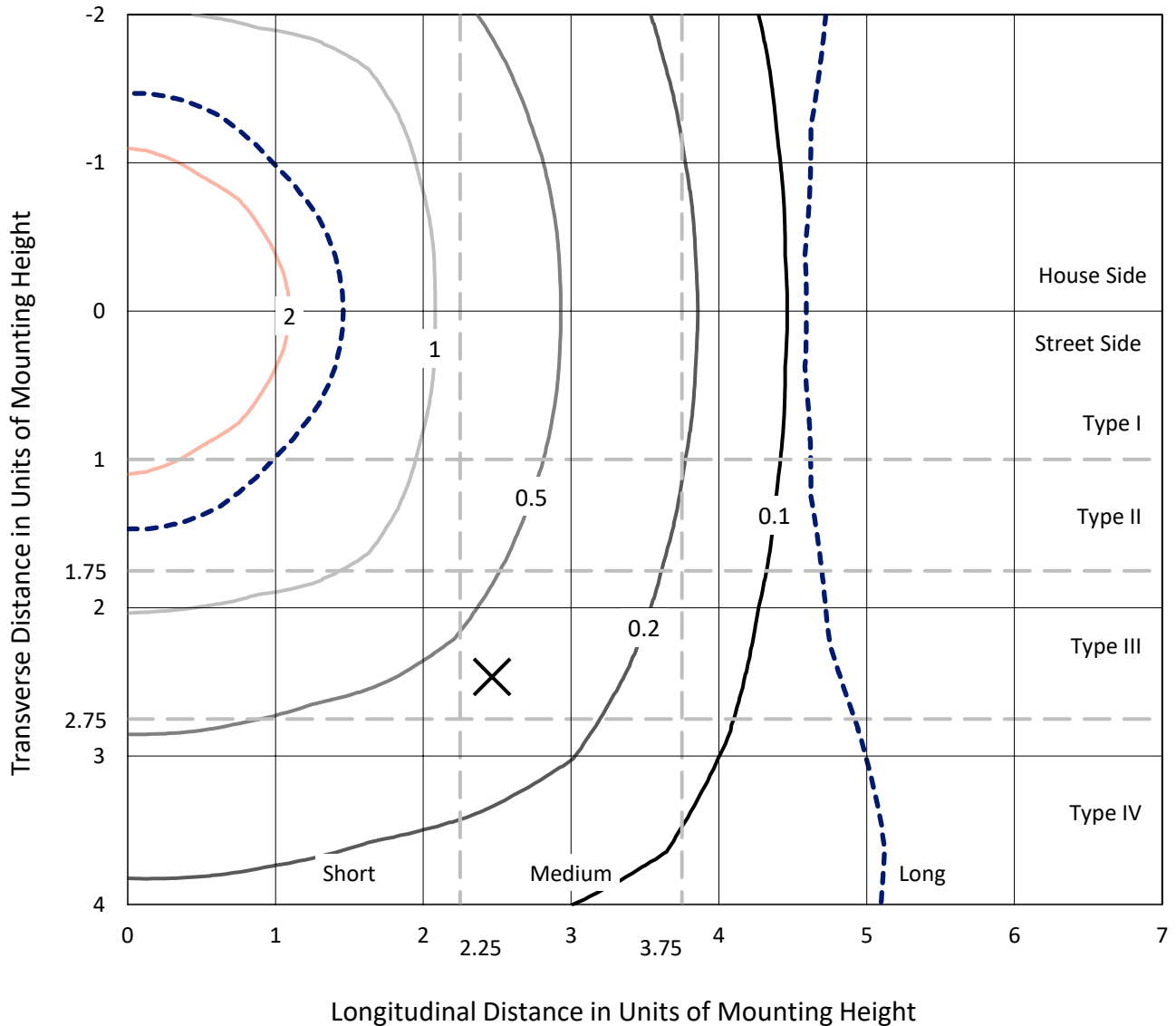
Input Watts (W): 48.9
Input Voltage (V): NR
Input Current (Ain): NR
Voltage Rise (V): NR
Power Factor: NR
Total Harmonic Distortion (THDi): NR
Frequency (hertz): 60
Stabilization Time: NR
Operation Time: NR
Ambient Temperature (°C): NR
Test Distance: 28.75 FT



REPORT NUMBER: P594163
 CATALOG NUMBER: ISC-PA1C-760-U-5WQ

Iso-Footcandle Lines of Horizontal Illumination

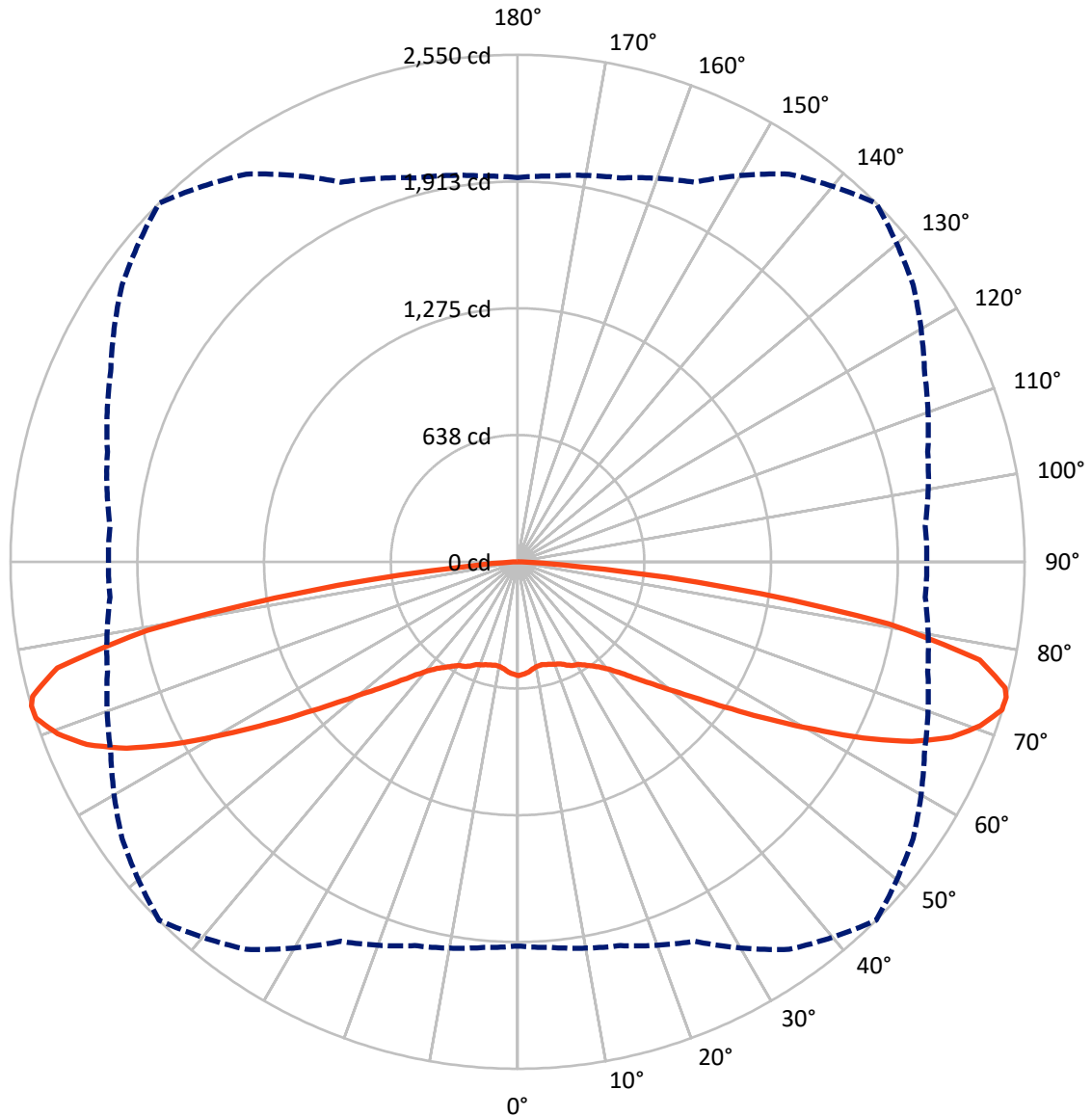
× Max cd
 - - - 1/2 Max cd



Based on 12 foot mounting height. Maximum calculated value = 4 fc
 Type V - Medium - N/A

REPORT NUMBER: P594163
CATALOG NUMBER: ISC-PA1C-760-U-5WQ

Luminous Intensity Polar Plot



— Vertical Plane Through 45-Deg Lateral - - - Horizontal Cone Through 74-Deg Vertical

REPORT NUMBER: P594163
 CATALOG NUMBER: ISC-PA1C-760-U-5WQ

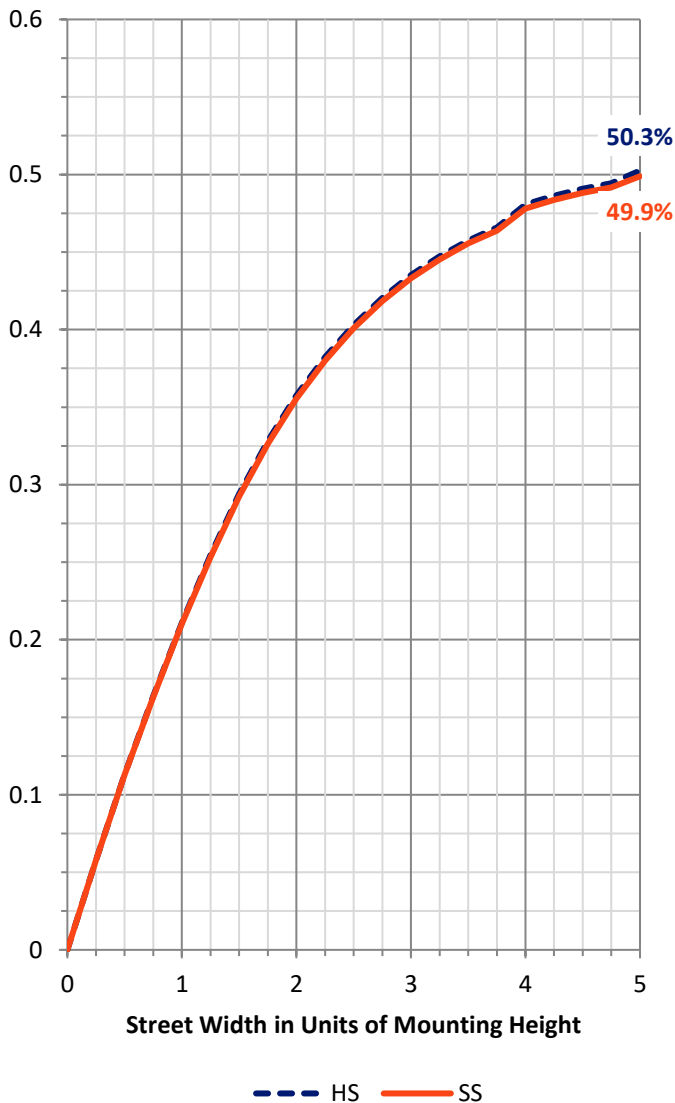
FLUX DISTRIBUTION:

		Downward	Upward	Total
House Side	Lumens	3471.5	0.0	3471.5
	% Fixture	50.0	0.0	50.0
Street Side	Lumens	3471.5	0.0	3471.5
	% Fixture	50.0	0.0	50.0
Total	Lumens	6943.0	0.0	6943.0
	% Fixture	100.0	0.0	100.0

Coefficient of Utilization

ZONAL LUMENS:

Zone	Lumens	% Fixture
0°-10°	52.5	0.8
10°-20°	153.8	2.2
20°-30°	265.6	3.8
30°-40°	406.9	5.9
40°-50°	661.9	9.5
50°-60°	1147.9	16.5
60°-70°	1901.0	27.4
70°-80°	2056.9	29.6
80°-90°	296.4	4.3
90°-100°	0.0	0.0
100°-110°	0.0	0.0
110°-120°	0.0	0.0
120°-130°	0.0	0.0
130°-140°	0.0	0.0
140°-150°	0.0	0.0
150°-160°	0.0	0.0
160°-170°	0.0	0.0
170°-180°	0.0	0.0
0°-90°	6943.0	100.0
0°-180°	6943.0	100.0



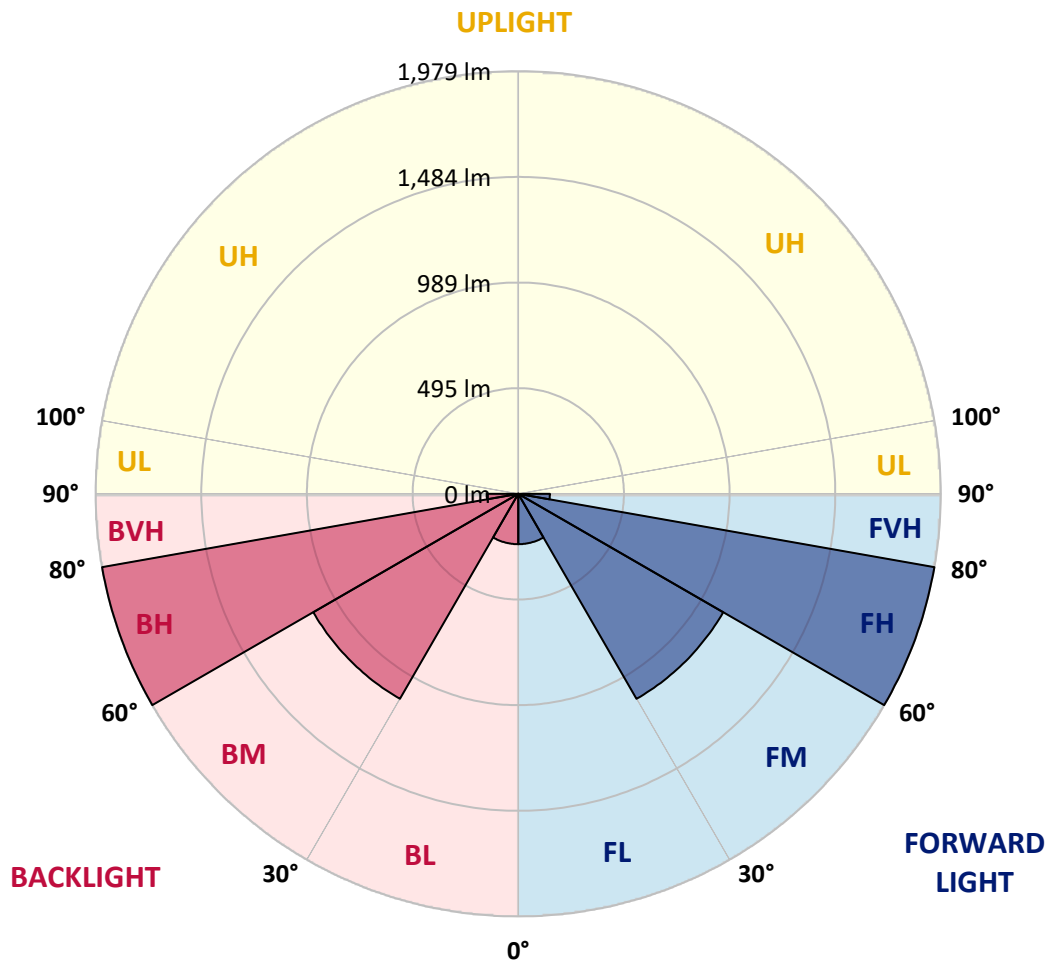
REPORT NUMBER: P594163
 CATALOG NUMBER: ISC-PA1C-760-U-5WQ

LUMINAIRE CLASSIFICATION SYSTEM LUMEN TABLE AND BUG RATING:

Zone	Lumens	% Fixture	Zone Rating/Lumen Limit		
			B	U	G
FL (0°-30°)	236.0	3.4			
FM (30°-60°)	1108.3	16.0			
FH (60°-80°)	1979.0	28.5			G2/5000
FVH (80°-90°)	148.2	2.1			G2/225
BL (0°-30°)	236.0	3.4	B1/500		
BM (30°-60°)	1108.3	16.0	B2/2500		
BH (60°-80°)	1979.0	28.5	B3/2500		G2/5000
BVH (80°-90°)	148.2	2.1			G2/225
UL (90°-100°)	0.0	0.0		U0/0	
UH (100°-180°)	0.0	0.0		U0/0	

BUG Rating: B3-U0-G2

Type V Medium





REPORT NUMBER: P594163
 CATALOG NUMBER: ISC-PA1C-760-U-5WQ

CANDELA DISTRIBUTION (FULL):

	0°	5°	15°	25°	35°	45°	55°	65°	75°	85°	90°
0°	572.8	572.8	572.8	572.8	572.8	572.8	572.8	572.8	572.8	572.8	572.8
2.5°	564.5	566.2	566.2	564.5	566.2	566.2	566.2	567.8	566.2	569.5	567.8
5°	556.3	556.3	557.9	556.3	556.3	556.3	556.3	559.6	557.9	561.2	557.9
7.5°	543.1	543.1	543.1	543.1	544.7	544.7	544.7	548.0	548.0	548.0	546.4
10°	539.8	538.1	538.1	534.8	534.8	534.8	533.2	538.1	539.8	543.1	541.4
12.5°	541.4	541.4	538.1	534.8	533.2	531.5	531.5	536.5	541.4	543.1	543.1
15°	548.0	548.0	543.1	536.5	536.5	536.5	534.8	536.5	544.7	548.0	544.7
17.5°	553.0	551.3	546.4	543.1	543.1	541.4	541.4	541.4	546.4	551.3	551.3
20°	561.2	561.2	554.6	551.3	551.3	549.7	548.0	546.4	551.3	557.9	556.3
22.5°	572.8	569.5	564.5	561.2	559.6	557.9	554.6	556.3	559.6	564.5	564.5
25°	581.0	581.0	576.1	574.4	576.1	576.1	571.1	567.8	569.5	574.4	574.4
27.5°	584.3	584.3	581.0	581.0	587.6	590.9	584.3	577.7	574.4	579.4	577.7
30°	597.5	597.5	594.2	592.6	597.5	599.2	595.9	590.9	589.3	594.2	592.6
32.5°	620.6	619.0	614.0	609.1	610.7	619.0	612.4	610.7	610.7	615.7	617.3
35°	647.1	643.8	638.8	633.8	635.5	643.8	637.2	637.2	638.8	645.4	645.4
37.5°	685.0	681.7	675.1	663.6	661.9	671.8	670.2	671.8	678.4	681.7	685.0
40°	726.3	724.6	716.4	706.5	704.8	711.4	713.1	716.4	723.0	726.3	727.9
42.5°	785.7	782.4	769.2	759.3	757.6	765.9	769.2	772.5	780.8	784.1	787.4
45°	858.3	856.7	841.8	830.3	825.3	836.9	836.9	840.2	848.4	855.0	855.0
47.5°	937.6	935.9	924.4	911.2	912.8	921.1	919.4	921.1	927.7	934.3	939.2
50°	1026.7	1021.8	1008.5	1005.2	1013.5	1021.8	1015.1	1013.5	1023.4	1026.7	1025.1
52.5°	1124.1	1119.1	1112.5	1112.5	1132.3	1147.2	1142.2	1127.4	1127.4	1125.7	1124.1
55°	1239.6	1236.3	1234.7	1242.9	1276.0	1305.7	1287.5	1259.4	1247.9	1241.3	1244.6
57.5°	1360.1	1351.9	1366.7	1384.9	1450.9	1493.8	1465.8	1413.0	1396.4	1383.2	1376.6
60°	1482.3	1479.0	1500.4	1543.4	1637.4	1710.1	1672.1	1584.6	1554.9	1525.2	1525.2
62.5°	1601.1	1597.8	1629.2	1695.2	1843.8	1951.1	1881.7	1771.1	1713.4	1668.8	1662.2
65°	1744.7	1739.8	1774.4	1845.4	2043.5	2178.9	2091.4	1946.1	1876.8	1815.7	1807.5
67.5°	1861.9	1861.9	1908.1	1995.6	2211.9	2353.8	2244.9	2119.4	2038.6	1975.8	1969.2
70°	1974.2	1984.1	2018.7	2104.6	2340.6	2469.4	2370.3	2258.1	2185.5	2122.7	2116.1
72.5°	2022.0	2035.2	2069.9	2154.1	2396.7	2547.0	2431.4	2302.7	2225.1	2162.3	2154.1
74°	1932.9	1947.8	1998.9	2106.2	2380.2	2550.3	2428.1	2258.1	2135.9	2058.4	2058.4
75°	1832.2	1852.0	1913.1	2028.6	2345.6	2532.1	2393.4	2187.1	2017.1	1926.3	1931.3
77.5°	1413.0	1455.9	1521.9	1703.5	2104.6	2376.9	2127.7	1754.6	1482.3	1346.9	1343.6
80°	402.8	462.2	612.4	1016.8	1599.5	1893.3	1563.2	1038.3	732.9	557.9	536.5
82.5°	97.4	113.9	156.8	287.2	683.4	1069.6	774.2	340.0	204.7	133.7	107.3
85°	41.3	44.6	71.0	99.0	188.2	283.9	179.9	115.5	84.2	38.0	36.3
87.5°	14.9	16.5	26.4	26.4	39.6	23.1	41.3	28.1	29.7	9.9	9.9
90°	0.0	0.0	0.0	0.0	0.0	0.0	0.0	0.0	0.0	0.0	0.0

(END OF REPORT)